

HLO SERIES - LED Linear High Bay

The HLO SERIES - LED Linear High Bay, Up to 165 lm/W, IP40 Dry Location, 0-10V Dimmable, Premium Indoor Luminaire, Smart Sensor Ready.

Premium Features

Lumen Output	12880 to 52975 lumens
Efficacy	Up to 165 lm/W
Input Voltage	120-277V or 277-480V
Dimmable	0-10V Continuous
CCT	4000K or 5000K
IP Rating	IP40 Dry Location
Size	2-FT, 4-FT
Warranty	7 Years

Applications

Premium indoor luminaire for hanging or pendant mounting in high ceiling spaces above 25 feet. Suitable for gymnasiums, warehouses, manufacturing, packaging, storage, aisles, and covered decks.

Construction

Manufactured for durability using aluminum sheet housing with semi-gloss coating to resist corrosion, discoloration, and scratching. Ventilated driver bay for additional heat dissipation. IP40 Dry Location rated for protection against solid objects 1.0mm diameter and greater, dry location: IEC 60529.

Electrical

Input voltages 120-277V or 277-480V models with 0-10V Continuous Dimming. Operating temperatures -4°F to 104°F (-20°C to 40°C).

Mounting

Aluminum V-Hooks and Chains for hanging standard. Optional Pendant Mount Bracket available.

Optics

Anti-UV Frosted Polycarbonate Lens standard. Protective Wire Guards available.

Controls

Fixture mounted Daylight, Bi-level Dimming, and Motion Detection Sensor available.

Emergency

Externally Bracket Mounted, 8W or 16W 90 Minute Emergency Battery Backup available.

Listings

UL certified to meet US and Canadian standards. FCC, CE and RoHS compliant. Listed to qualify for energy-efficient LED lighting rebates.

Warranty

7 yr /75K hrs. View at: <https://falkorindustry.com/warranty/>.

Project:

Date:

Catalog No:

Prepared By:

2-FT and 4-FT Models



Proprietary Slim Design



Correlated Color Temperatures (CCT)

4000K



5000K



Specifications

Energy Data

Input Voltage: 120-277V, 277-480V

Input Frequency: 50/60 Hz

Wattage: 80W, 110W, 165W, 225W, 320W, 325W

Power Factor: >0.9

Total Harmonic Distortion (THD): <15%

Operating Temperature: -4°F to 104°F (-20°C to 40°C)

Lighting Data

Lumens: 12880, 17710, 17930, 26730, 27060, 36450, 37125, 52160, 52975

Lumens Per Watt: Up to 165 lm/W

Color Correlated Temperature (CCT): 4000K, 5000K

Dimmable: 0-10V

Color Rendering Index (CRI): >80

L70: 75000 hours

Ordering Information

Model	Size	Wattage	Voltage	Current	Lumens	Efficacy	CCT	Dimming	Color	Dimensions	Weight
ETH-B02-80W-H-4000K	2-FT	80W	120-277V	0.67A@120V, 0.29A@277V	12880	161 lm/W	4000K	0-10V	White	23.82"L x 12.60"W x 3.28"H	6.80 lbs
ETH-B02-80W-H-5000K	2-FT	80W	120-277V	0.67A@120V, 0.29A@277V	12880	161 lm/W	5000K	0-10V	White	23.82"L x 12.60"W x 3.28"H	6.80 lbs
ETH-B03-110W-H-4000K	2-FT	110W	120-277V	0.92A@120V, 0.40A@277V	17710	161 lm/W	4000K	0-10V	White	23.82"L x 12.60"W x 3.00"H	7.20 lbs
ETH-B03-110W-H-5000K	2-FT	110W	120-277V	0.92A@120V, 0.40A@277V	17710	161 lm/W	5000K	0-10V	White	23.82"L x 12.60"W x 3.00"H	7.20 lbs
ETH-B01-110W-HV-H-4000K	2-FT	110W	277-480V	0.40A@277V, 0.23A@480V	17930	163 lm/W	4000K	0-10V	White	23.82"L x 12.60"W x 3.00"H	7.20 lbs
ETH-B01-110W-HV-H-5000K	2-FT	110W	277-480V	0.40A@277V, 0.23A@480V	17930	163 lm/W	5000K	0-10V	White	23.82"L x 12.60"W x 3.00"H	7.20 lbs
ETH-B05-165W-H-4000K	2-FT	165W	120-277V	1.38A@120V, 0.60A@277V	27060	164 lm/W	4000K	0-10V	White	23.82"L x 17.32"W x 3.00"H	8.94 lbs
ETH-B05-165W-H-5000K	2-FT	165W	120-277V	1.38A@120V, 0.60A@277V	27060	164 lm/W	5000K	0-10V	White	23.82"L x 17.32"W x 3.00"H	8.94 lbs
ETH-B08-165W-H-4000K	4-FT	165W	120-277V	1.38A@120V, 0.60A@277V	26730	162 lm/W	4000K	0-10V	White	45.75"L x 12.63"W x 2.13"H	12.38 lbs
ETH-B08-165W-H-5000K	4-FT	165W	120-277V	1.38A@120V, 0.60A@277V	26730	162 lm/W	5000K	0-10V	White	45.75"L x 12.63"W x 2.13"H	12.38 lbs
ETH-B09-225W-H-4000K	4-FT	225W	120-277V	1.88A@120V, 0.81A@277V	36450	162 lm/W	4000K	0-10V	White	45.75"L x 12.63"W x 2.13"H	12.60 lbs
ETH-B09-225W-H-5000K	4-FT	225W	120-277V	1.88A@120V, 0.81A@277V	36450	162 lm/W	5000K	0-10V	White	45.75"L x 12.63"W x 2.13"H	12.60 lbs
ETH-B07-225W-HV-H-4000K	4-FT	225W	277-480V	0.81A@277V, 0.47A@480V	37125	165 lm/W	4000K	0-10V	White	45.75"L x 12.63"W x 2.13"H	12.60 lbs
ETH-B07-225W-HV-H-5000K	4-FT	225W	277-480V	0.81A@277V, 0.47A@480V	37125	165 lm/W	5000K	0-10V	White	45.75"L x 12.63"W x 2.13"H	12.60 lbs
ETH-B10-320W-HV-H-4000K	4-FT	320W	277-480V	1.16A@277V, 0.67A@480V	52160	163 lm/W	4000K	0-10V	White	46.00"L x 17.50"W x 2.40"H	16.20 lbs
ETH-B10-320W-HV-H-5000K	4-FT	320W	277-480V	1.16A@277V, 0.67A@480V	52160	163 lm/W	5000K	0-10V	White	46.00"L x 17.50"W x 2.40"H	16.20 lbs
ETH-B11-325W-H-4000K	4-FT	325W	120-277V	2.71A@120V, 1.17A@277V	52975	163 lm/W	4000K	0-10V	White	45.75"L x 17.76"W x 3.00"H	21.25 lbs
ETH-B11-325W-H-5000K	4-FT	325W	120-277V	2.71A@120V, 1.17A@277V	52975	163 lm/W	5000K	0-10V	White	45.75"L x 17.76"W x 3.00"H	21.25 lbs

Mount	Sensor	Accessory
PHBPM Pendant Mount Bracket	Leviton OSHFU-ITW PIR Fixture Mount Occupancy Sensor	PHBWG2M Wire Guard for 2-FT 80W, 100W
(Blank) V-Hooks and Chains (Standard)	Leviton OSHFU-I4W PIR Fixture Mount Occupancy Sensor, 240-480V	PHBWG2L Wire Guard for 2-FT 165W
	Leviton HB011-PDX PIR Fixture Mount Dimming Sensor with Daylight Harvesting	PHBWG4M Wire Guard for 4-FT 165W, 225W
	Leviton OSFLO-W SNAP LOCK Offset Adapter	PHBWG4L Wire Guard for 4-FT 320W, 325W
	(Blank) None	EMJ-0825-010/105-J2-08W External Install - Emergency 90-min 8W Battery Backup and 25W Driver
		EMJ-0825-010/105-J2-16W External Install - Emergency 90-min 16W Battery Backup and 25W Driver
		(Blank) None

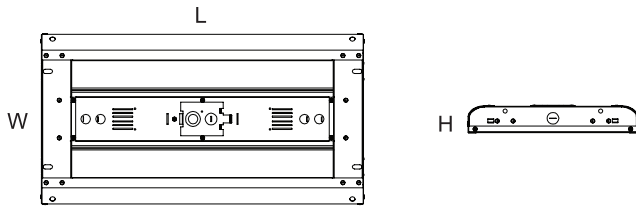


Shipping Information

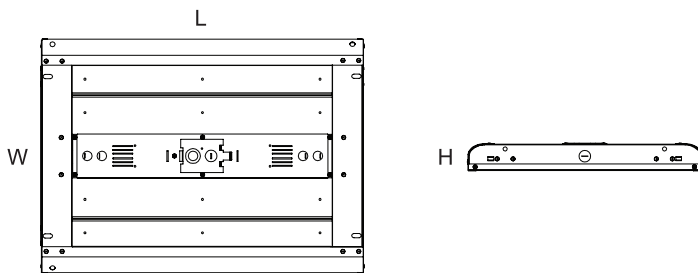
Model Wattage	Unit Weight	Shipping Dimensions	Shipping Weight	Quantity /Box
2-FT 80W	6.80 lbs	25.39"L x 15.15"W x 15.90"D	37.60 lbs	4
2-FT 110W	7.20 lbs	25.39"L x 15.15"W x 15.90"D	17.25 lbs	2
2-FT 165W	8.94 lbs	25.39"L x 19.88"W x 15.90"D	19.84 lbs	2
4-FT 165W	12.38 lbs	46.75"L x 13.63"W x 5.00"D	28.70 lbs	2
4-FT 225W	12.60 lbs	46.75"L x 13.63"W x 5.00"D	28.80 lbs	2
4-FT 320W	21.25 lbs	48.13"L x 20.00"W x 9.25"D	49.40 lbs	2
4-FT 325W	16.20 lbs	48.00"L x 20.00"W x 7.00"D	43.00 lbs	2

Physical Dimensions

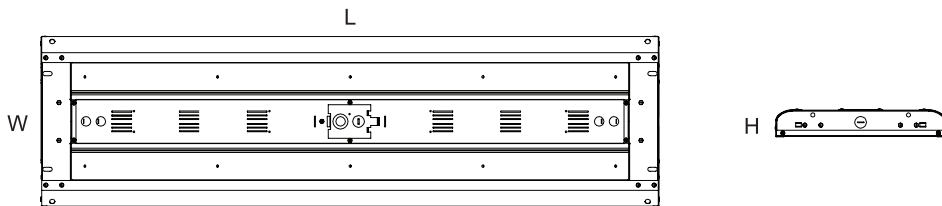
2-FT 80W and 110W Models 23.82"L x 12.60"W x 3.28"H



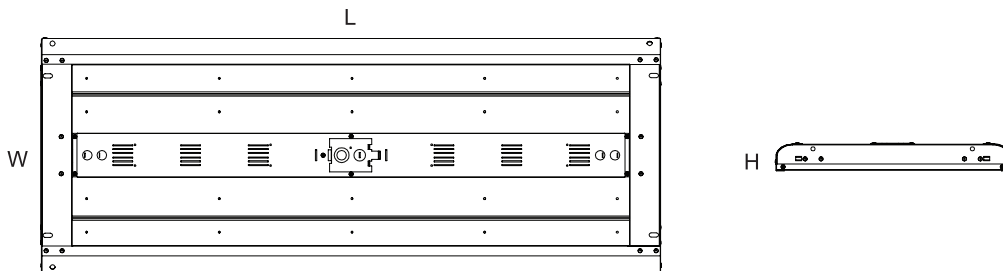
2-FT 165W Models 23.82"L x 17.32"W x 3.00"H



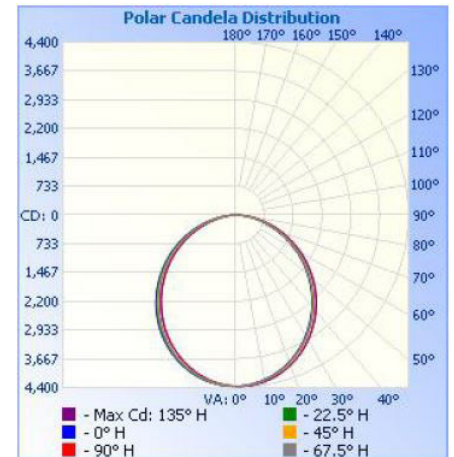
4-FT 165W and 225W Models 45.75"L x 12.63"W x 2.13"H



4-FT 320W and 325W Models 46.00"L x 17.50"W x 2.40"H, 45.75"L x 17.76"W x 3.00"H



Photometric Characteristics



*Example of 80W 120-277V